

If Trees Could Talk...




Name: _____

Lower Primary





A Tree Study




Match The Words

- | | |
|-----------------------------------|---|
| Leaves <input type="checkbox"/> | <input type="checkbox"/> Are used by birds to build nests on |
| Roots <input type="checkbox"/> | <input type="checkbox"/> Make homes under the loose bark |
| Bark <input type="checkbox"/> | <input type="checkbox"/> Collect water and food from the soil |
| Hollows <input type="checkbox"/> | <input type="checkbox"/> Protect the trunk |
| Insects <input type="checkbox"/> | <input type="checkbox"/> Give us shade |
| Branches <input type="checkbox"/> | <input type="checkbox"/> Are holes in the tree that make good homes for the animals |





Circle the word that best describes your tree.

1. My tree looks tall or short.
2. Its bark feels rough or smooth.
3. The branches are high or low.
4. The leaves are big or small.
5. There are some or no flowers.
6. My tree looks young or old.
7. My tree looks healthy or sick.



Below write your message for Trees




During our hike through the bush, we will try to observe at least 10 different types of plants.

Here are some suggestions:



Type of Plant	Tick if seen	Type of Plant	Tick if seen
Tall Trees		Climbing plant	
Small trees		Plants that can sting	
Shrubs		Plants used by the aborigines	
Grasses		Plants that we can eat	
Flowering plants		Plants with berries/fruit on them	
Weeds		Ferns	
Plants growing on other plants		Lichens	
Plants growing on rocks, bricks or fence posts		Moss	

Here are some story words.



Unjumble them to make a message.

.....

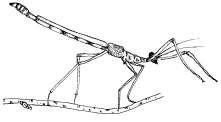
.....

.....

After your investigations in the bush circle the correct answers from those underlined.
There may be more than one for each statement..



1. Seeds can be spread around by animals or television or the wind or cars or humans.



2. Insects can use leaves to help them camouflage on or hide under or write on.

3. Birds need hollows in the trees to build a nest or to store nuts in or to shelter in.

4. Plants need animals to tell stories to or spread their seeds or pollinate their flowers.

5. List two ways in which plants are useful to humans.



6. What can we do to help the bush survive?



Draw two different and unusual leaf shapes.

--	--


Murri Plant Usage

Murri people have relied on and have been using the native plants of Australia for thousands and thousands of years. Imagine the stories some of these plants would be able to tell us.

Murris used the plants to make tools and weapons, for food, for medicines, and to construct shelters.

Using the Indigenous signs in Amaroo's grounds, complete the table below noting how the Murri people used these native plants. Beside the name of the plant, tick if this plant was used for food, shelter, weapons, tools or medicines and write the part of the plant that was used.

roots wood seeds nuts leaves fruit
 flowers gum (resin) stems or stalks bark



Example:

Plant Name	Part of plant used	Food	Tools	Weapons	Medicine	Shelter
Bunya Pine	Nuts	✓				
Wattle						
Paper Bark						
Tuckeroo						
Eucalypt						
Native Ginger						
Grevillea						
Grass Tree						
Lomandra						
Cunjevoi						
Bottle Brush						
Lilly Pilly						